

# **2Q Financial Results Briefing for FY2024**

**Uchida Yoko Co., Ltd.**

Tokyo Stock Exchange Prime

Securities code: 8057

- 1. Outline of 2Q Financial Results for FY2024  
(Period July 21, 2024 – July 20, 2025)**
- 2. Outlook for Full Period of FY2024**
- 3. Results of Efforts to Date**
- 4. Medium- to Long-Term Initiatives  
(Progress of the 17th Midterm Plan)**

# 1. Outline of 2Q Financial Results for FY2024

# Company-wide: First-half Business Results

In the first half of the year, we saw a significant increase in both income and profits.

(Unit: Million yen)

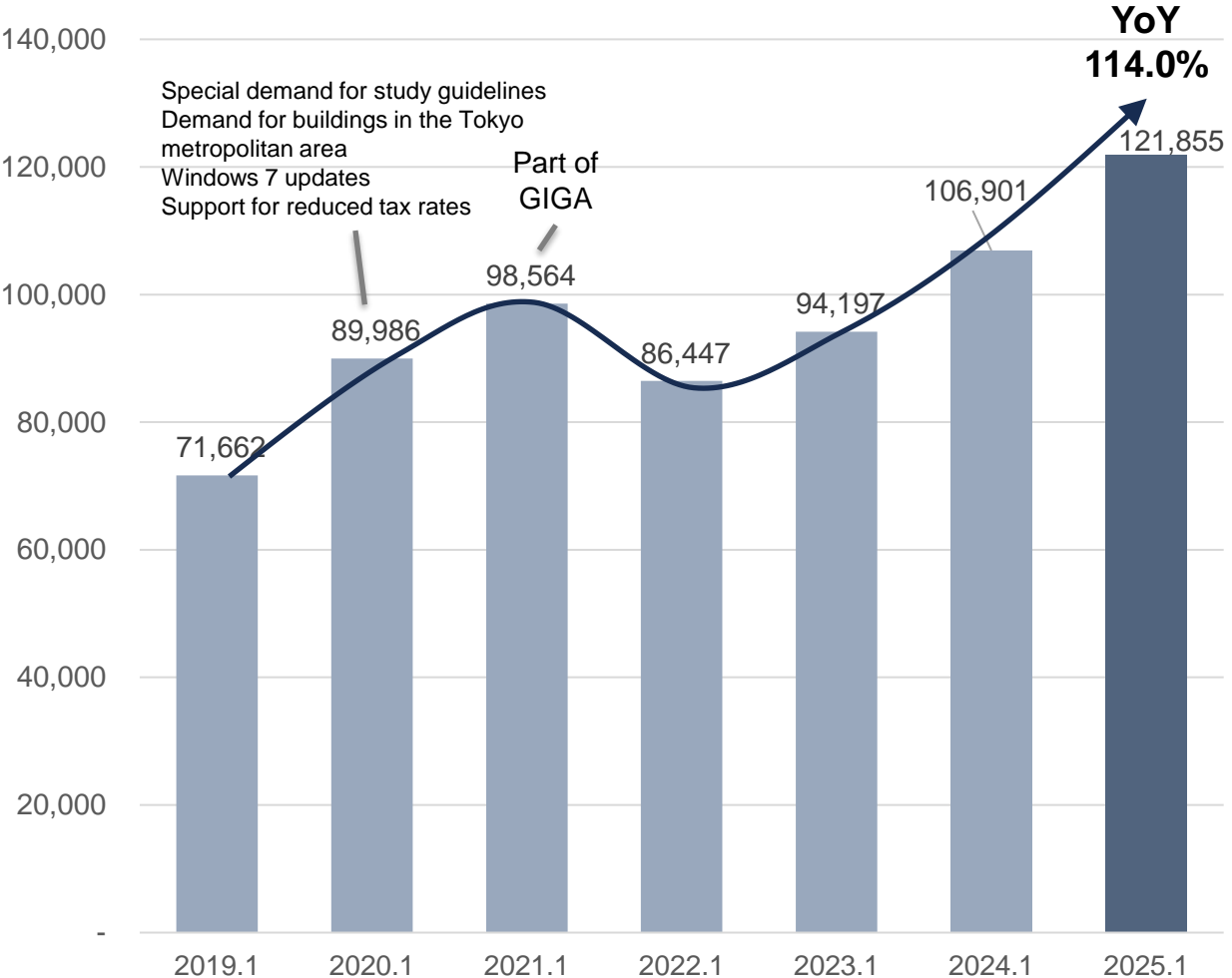
	FY2023 Previous Year First Half Results	FY2024 First Half Results	Increase / Decrease	
Sales	106,901	121,855	<u>+14,954</u>	<u>+14.0%</u>
Gross Profit	21,258	22,732	+1,473	+6.9%
SG & A	18,272	19,115	+842	+4.6%
Operating Income	2,986	3,617	<u>+630</u>	<u>+21.1%</u>
Ordinary Income	3,433	4,066	+632	+18.4%
Current Net Income	2,330	2,743	<u>+413</u>	<u>+17.7%</u>

# Company-wide: Trends in First Half Business Results (Sales/Operating Income)

Sales for the first half of the year were the highest ever for two consecutive years, while operating income was the second highest in the last five years.

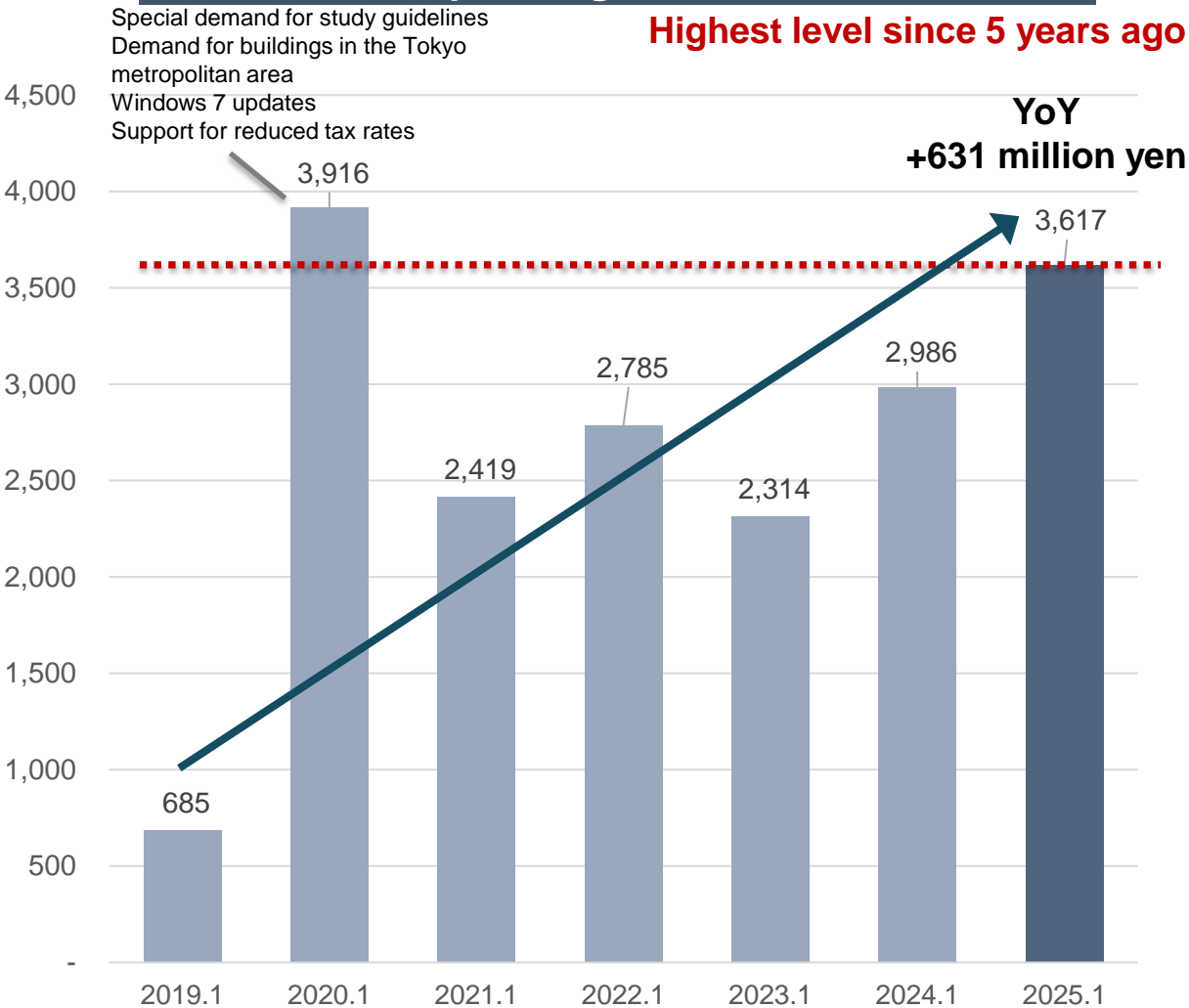
## Consolidated sales for the first half

Two consecutive years of record highs



## Consolidated operating income for the first half

Highest level since 5 years ago



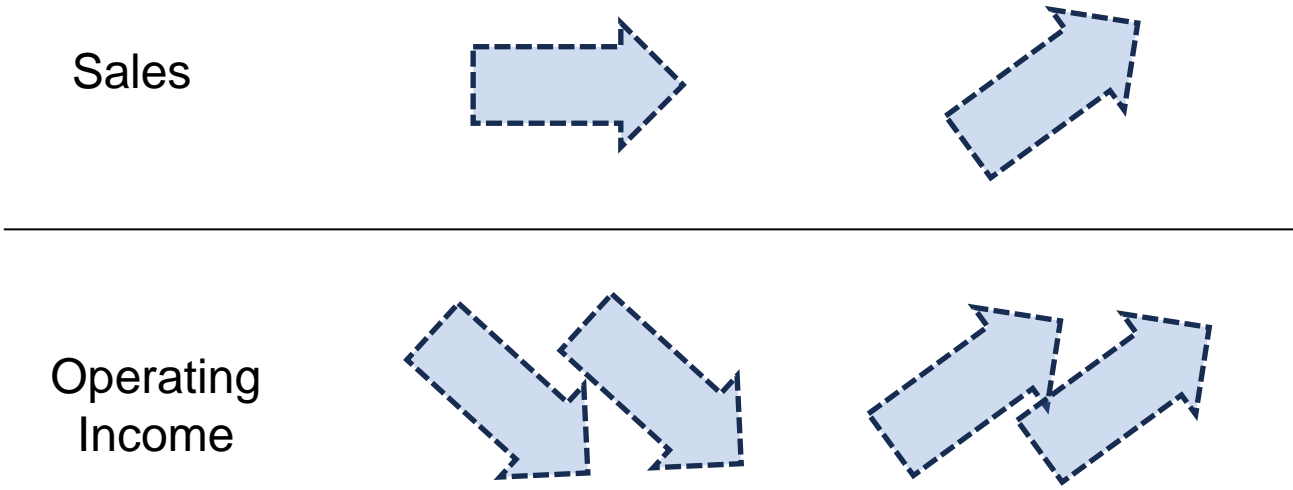
# Points Concerning 2Q Financial Results for FY2024

Although there were significant fluctuations in quarterly results compared to the previous year, they were in line with initial expectations. The strong performance in the second quarter meant that the cumulative total for the first half of the year was slightly higher than initial expectations.

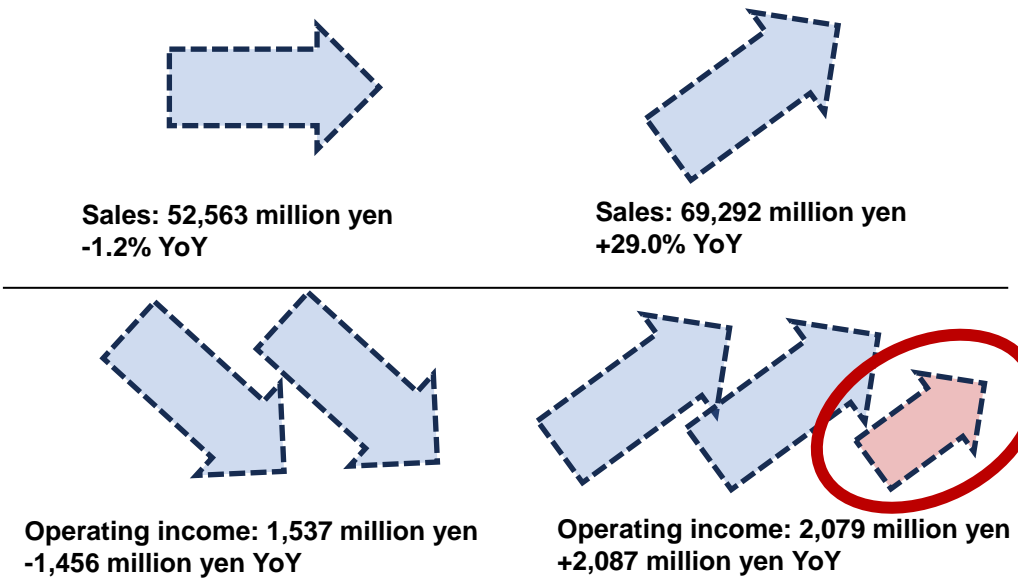
- Quarterly fluctuations were as expected at the beginning of the term (down in the first quarter, up in the second quarter)
  - The peak in the first half of the year for the educational ICT business shifted from the first quarter to the second quarter.
  - It was a reaction to the concentration of projects to adapt to Japan's new Qualified invoice system in the first quarter of the previous year.
- Factors behind strong performance in the second quarter
  - The number of office renovation projects increased in the second quarter of this fiscal year.
  - Medium-sized and small enterprises' SI projects, which had been on hold due to them having to adapt to the new invoice system, returned, and there was an increase in the second quarter.

# Quarterly Trends (First Half): Initial Forecast and Results

Initial forecast <small>Initial forecast *Sep. 12, 2024, as of the IR financial results briefing</small>	
1Q	2Q



Result	
1Q	2Q



Government and Education Business	Large-scale projects in the previous year	This term, the demand period shifted to 2Q
Office Business	Steady growth	
Information Business	ICT business for large companies performed well	
	Adapted to Japan's new Qualified invoice system in the previous year	

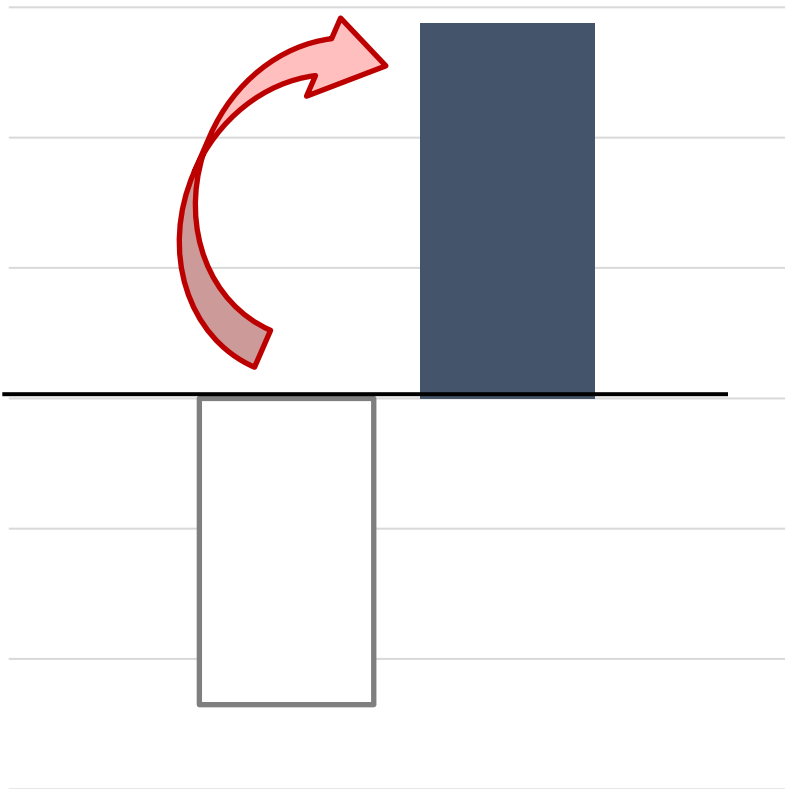
Large-scale projects in the previous year	This term, the demand period shifted to 2Q
Strong in 1Q, remaining strong in 2Q	
ICT business for large companies performed well	Significant growth in 2Q
Adapted to Japan's new Qualified invoice system in the previous year	Recovery in ERP for medium-sized and small enterprises

# Profit Difference from the Previous Year: 1Q/2Q Change

Quarterly fluctuations were as expected at the beginning of the term  
(down in the first quarter, up in the second quarter).

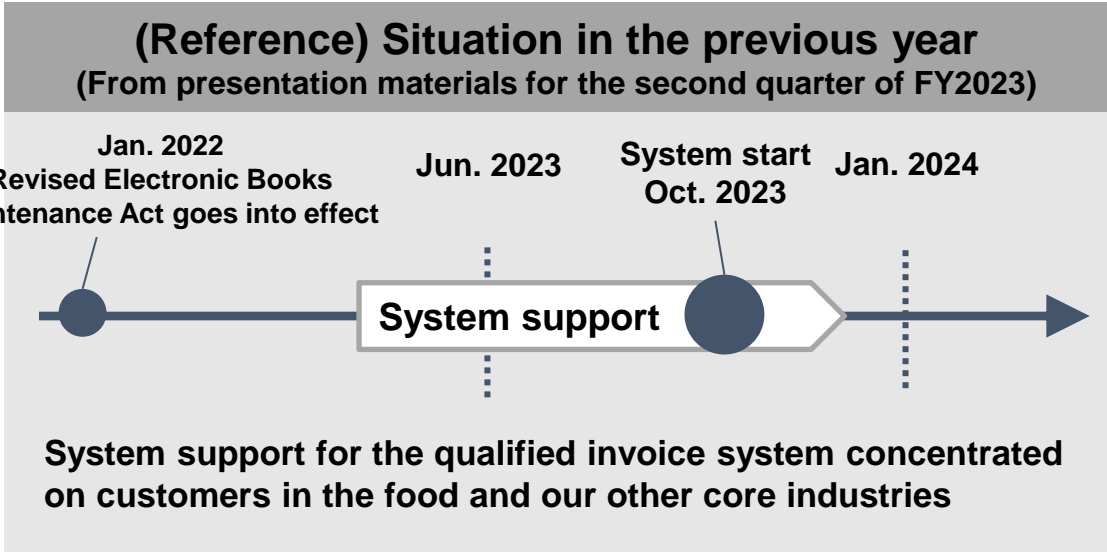
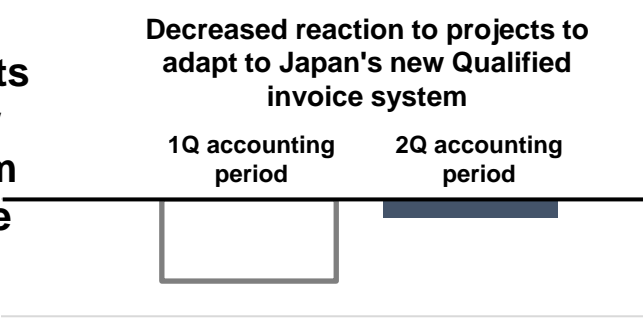
## Public ICT field

The peak in the first half of the year for the education ICT business shifted from the first quarter to the second quarter.



## Private market medium-sized and small ICT enterprise field

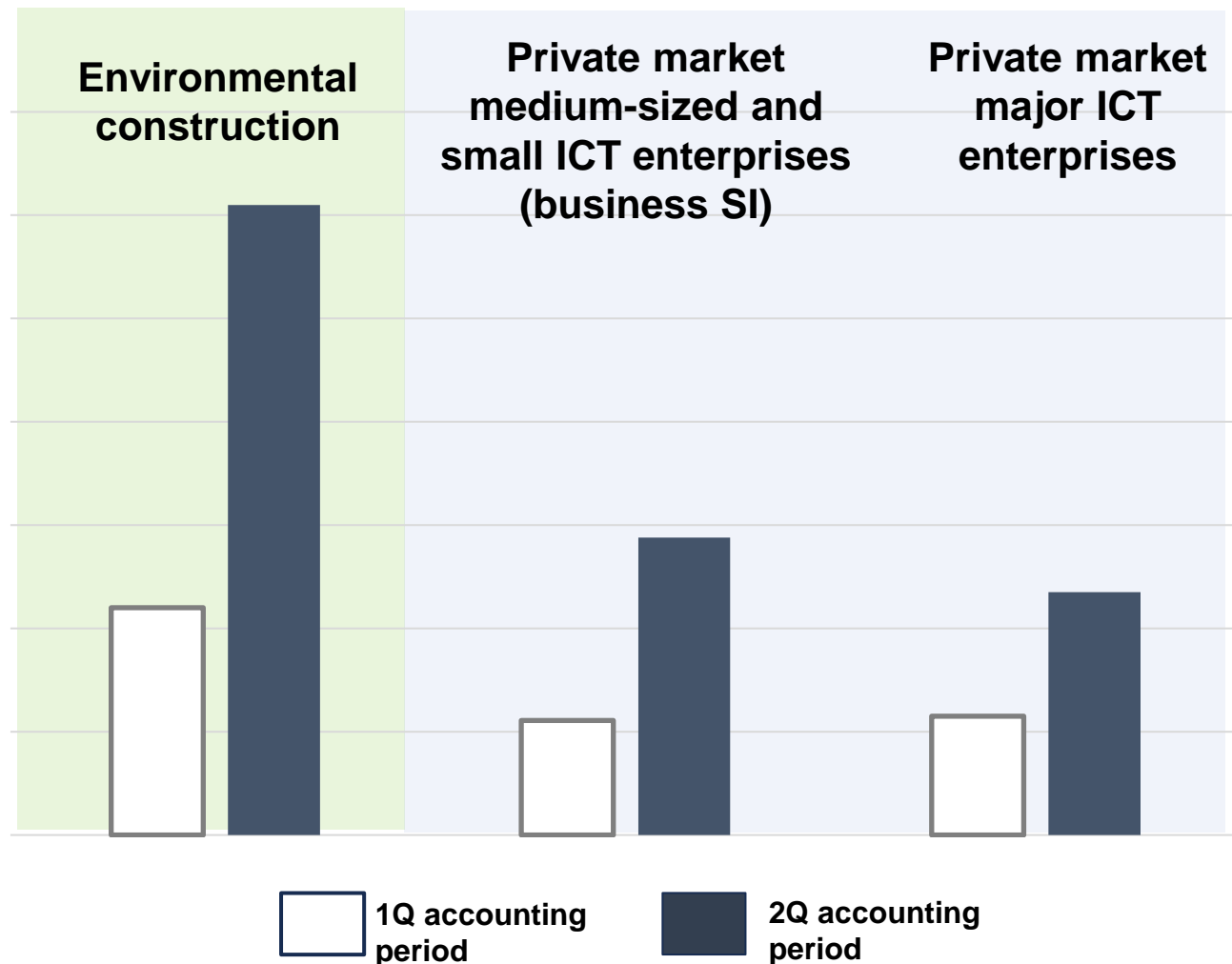
Reaction to the concentration of projects to adapt to Japan's new Qualified invoice system in the first quarter of the previous year.





# Profit Difference from the Previous Year: 1Q/2Q Change

## Factors behind strong performance in the second quarter



**<Environmental construction>**  
The number of office renovation projects increased in the second quarter of this fiscal year.

**<Private market medium-sized and small ICT enterprises>**  
Medium-sized and small enterprises' SI projects, which had been on hold due to them having to adapt to the new invoice system, returned, and there was an increase in the second quarter.

**<Private market major ICT enterprises>**  
Software license agreements increased in the second quarter.

# Results by Segment for the Second Quarter of FY2024

(Unit: Million yen)

Upper: Sales Lower: Operating Income	FY2023 First Half (Previous Year's Results)	FY2024 First Half	Change
Government and Education Solutions	36,328 1,427	35,843 1,387	(1.3%) (40)
Office Solutions	24,069 (90)	27,290 480	+13.4% +570
Information Systems	46,093 1,551	58,315 1,615	+26.5% +64

# Government and Education Business Segment Performance

(Unit: Million yen)

	FY2023 First Half	FY2024 First Half	Difference from previous year	YoY
<b>Sales</b>	<b>36,328</b>	<b>35,843</b>	<b>(485)</b>	<b>(1.3%)</b>
<b>Operating Income</b>	<b>1,427</b>	<b>1,387</b>	<b>(40)</b>	<b>(2.8%)</b>

## Educational ICT field

- Demand for educational ICT projects shifted to the second quarter compared to the previous year. Therefore, while there was a significant decrease in performance in the first quarter, it recovered as expected in the second quarter.
- We responded to the growing demand for learning systems to deal with the large number of terminals being prepared, as well as projects to integrate school administration networks into a secure environment using a full cloud system, etc.

## Municipal ICT field / Public facility field

- There was also an increase in projects related to public facilities, such as municipalities, and library systems.

## Regarding the future of municipal standardization and GIGA terminal updates

- Projects to standardize municipal government systems will begin in earnest in FY2025, but the first phase will begin in the third quarter of FY2024, which is the end of the customer's fiscal year.
- Although the updating of GIGA School will begin in earnest in FY2025, some of the updates will begin in the third quarter of FY2024.

# Office Solutions Segment Performance

(Unit: Million yen)

	FY2023 First Half	FY2024 First Half	Difference from previous year	YoY
<b>Sales</b>	<b>24,069</b>	<b>27,290</b>	<b>+3,221</b>	<b>+13.4%</b>
<b>Operating Income</b>	<b>(90)</b>	<b>480</b>	<b>+570</b>	<b>—</b>

## Tokyo, Nagoya, and Osaka

- With strong corporate performance centered on major companies and an increase in investment appetite to secure human resources, there has been a notable recovery in office investment, which had temporarily contracted due to the COVID-19 pandemic.
- In addition to improving the working environment in R&D departments, there was also an increase in new demand for hybrid work styles.
- Office renovation projects expanded from the head office to each department, including the establishment of bases nationwide.
- Especially this year, there was a large increase in the second quarter.

## Regional

- As a result of our past efforts, we have increased our track record of creating working environments in city halls by making use of our expertise in school facilities in the Government and Education Business.

# Information Systems Segment Performance

(Unit: Million yen)

	FY2023 First Half	FY2024 First Half	Difference from previous year	YoY
<b>Sales</b>	<b>46,093</b>	<b>58,315</b>	<b>+12,222</b>	<b>+26.5%</b>
<b>Operating Income</b>	<b>1,551</b>	<b>1,615</b>	<b>+64</b>	<b>+4.1%</b>

## Software license business for major private corporations / IT service business

- Contracts for cloud-based subscription-type software licenses continued to be in strong demand at large companies.
- Coordination with the office construction business continued to develop. In addition, the introduction of our system that visualizes data on employee location and office buildings to promote communication, as well as our highly popular conference room operation support service, are steadily expanding.
- IT services such as PC replacement and installation of network-related equipment also expanded.

## Business for medium-sized and small enterprises

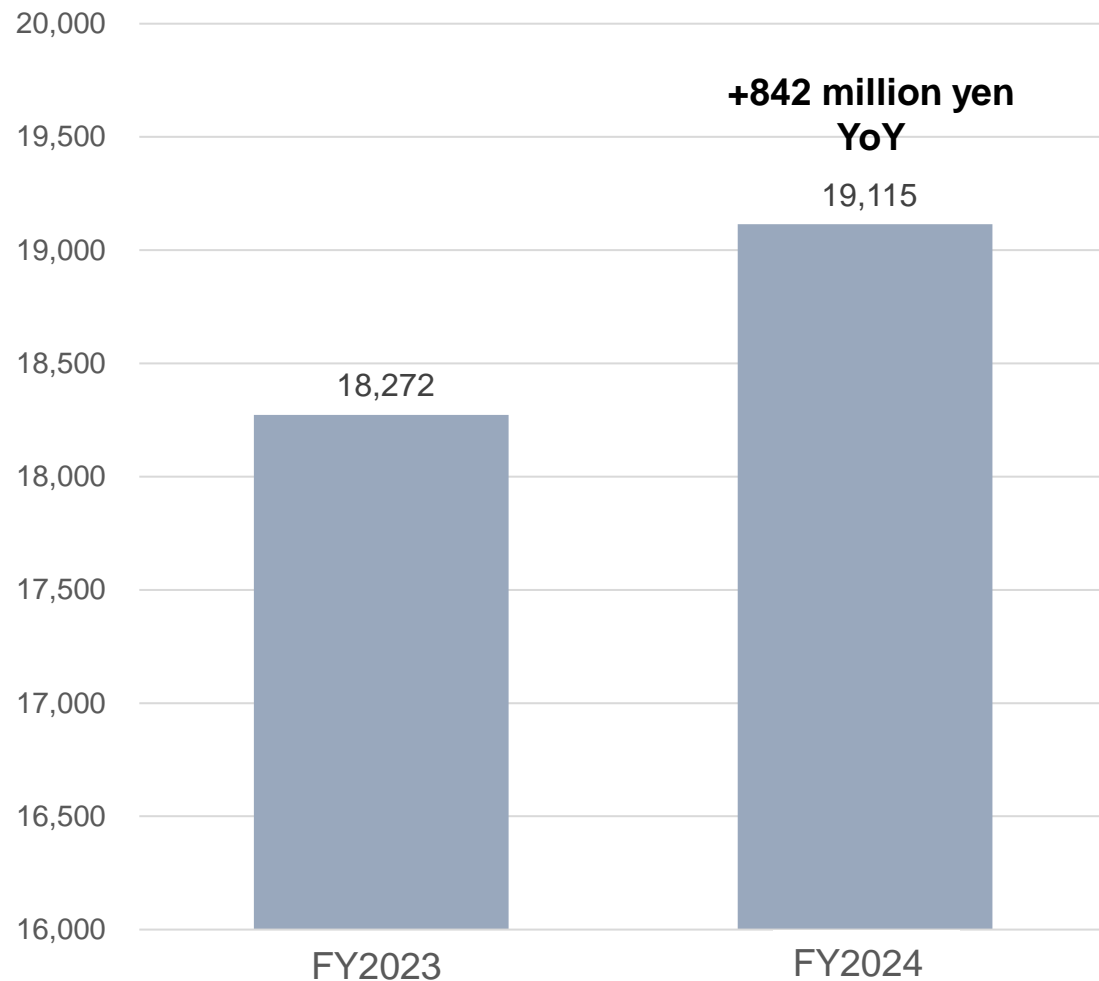
- In **medium-sized and small enterprises**, investment in core systems increased in the second quarter, and orders steadily increased.
- In the first quarter, there was an impact from the concentration of projects to modify programs in operational systems to adapt to Japan's new Qualified invoice system in the same period of the previous year.

# Company-wide: First-half Performance Trends (SG&A Expenses)

**Selling, general and administrative expenses continued to increase.**

(Unit: Million yen)

Trends in SG&A expenses (first half)



## Expenditure for the future

- **Investment in human resources (investment in management base), such as improving employee benefits and creating a better working environment**
- **Investment in a group-wide sales management system (construction of 3rd group)**

**First half: Increase of approximately 840 million yen**  
**(Plan to increase the full-year figure by 1.7 billion yen year-on-year)**

## **2. Outlook for Full Period of FY2024**

# Revisions to Earning Forecast for FY2024

Under the revised forecast, sales, operating income, ordinary income, and current net income are all at record highs.

(Unit: Million yen)

Upper: Sales Lower: Operating Income	FY2023	FY2024 Plan (Revised)	Revised Plan Increase / Decrease		FY2024 Initial Plan	Change in the Revised Plan from the Initial Plan Increase / Decrease
Sales	277,940	307,000	+10.5%	+29,059	300,000	+7,000
Operating Income	9,345	10,500	+12.4%	+1,154	10,000	+500
Ordinary Income	10,135	11,300	+11.5%	+1,164	10,800	+500
Current Net Income	6,996	7,500	+7.2%	+503	7,200	+300



# Revisions to Earning Forecast for FY2024 (First Half/Second Half)

(Unit: Million yen)

	Full Year Forecast (Revised)	First Half Results	Second Half Forecast
Sales	307,000	121,855	185,145
YoY	110.5%	114.0%	108.2%
Operating Income	10,500	3,617	6,883
YoY	112.4%	121.1%	108.2%
Increase / Decrease	+1,154	+630	+523

# Revisions to Earning Forecast for FY2024 (by Segment)

The outlook in the Government and Education Business has improved, and growth is expected in all segments.

(Unit: Million yen)

Upper: Sales Lower: Operating Income	FY2023 Results	FY2024 Plan (Revised)	Revised Plan Increase / Decrease	
Government and Education Solutions	80,949 3,022	86,300 3,560	<u>+6.6%</u> <u>+17.8%</u>	+5,351 +538
Office Solutions	56,306 1,620	59,500 1,930	<u>+5.7%</u> <u>+19.1%</u>	+3,194 +310
Information Systems	139,657 4,405	160,200 4,730	<u>+14.7%</u> <u>+7.4%</u>	+20,543 +325

FY2024 Initial Plan	Change in the Revised Plan from the Initial Plan Increase / Decrease
83,700 3,150	+2,600 <u>+410</u>
60,300 1,900	(800) +30
155,000 4,700	+5,200 +30

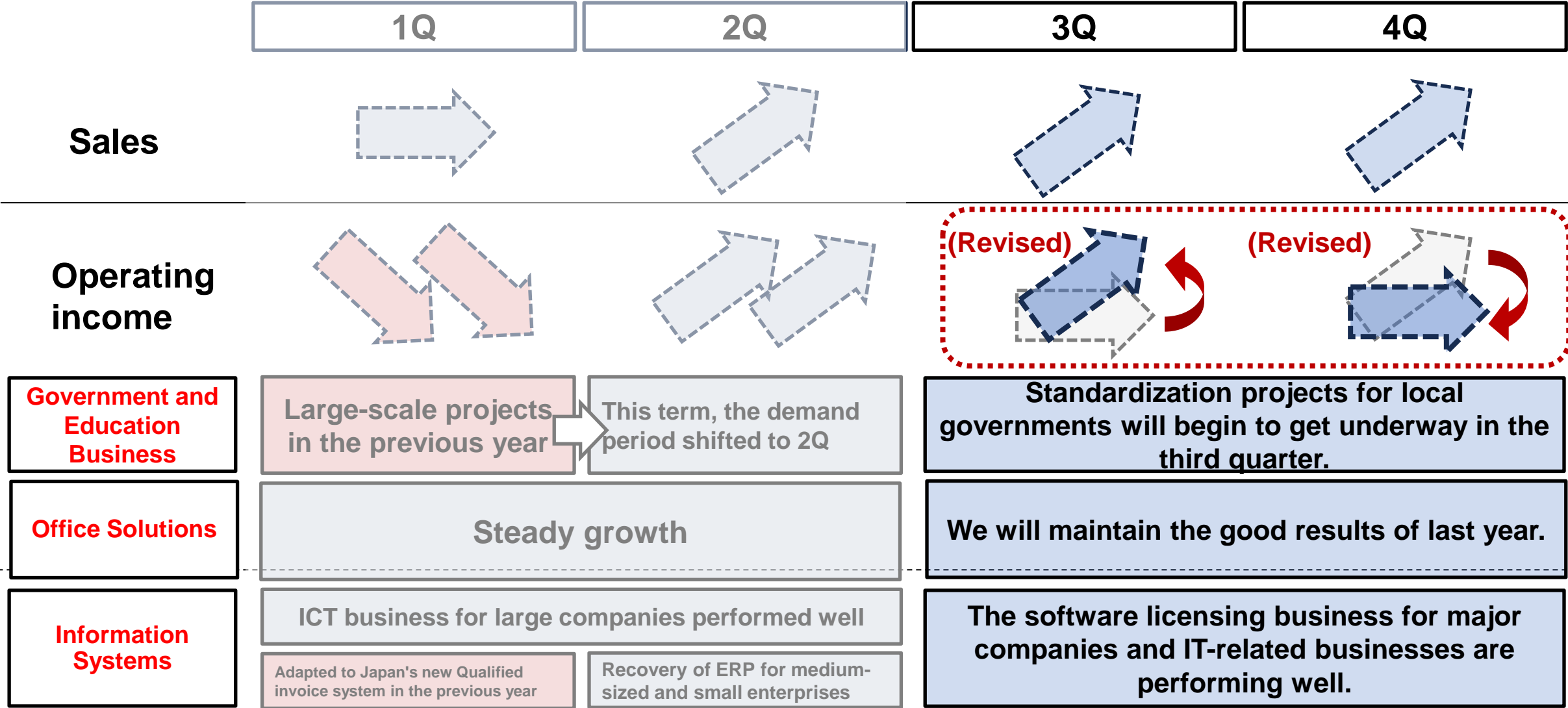
# Earning Forecast for the Second Half: How Things Stand by Segment

(Unit: Million yen)

Upper: Sales Lower: Operating Income	FY2024 Second Half Forecast	YoY (Difference in Operating Income from Previous Year)	FY2024 How Things Stand
Government and Education Solutions	50,457 2,173	113.1% 136.2% (+578)	The first phase of projects to comply with municipal standardization will begin by March 2025. Some GIGA School projects will be introduced in advance. Both are expected to begin in earnest from August 2025 onward.
Office Solutions	32,210 1,450	99.9% 84.8% (-260)	In the case of office construction projects, we expect to maintain the same level as the second half of the previous year, which saw significant growth.
Information Systems	101,885 3,115	108.9% 109.1% (+261)	The impact of the projects to upgrade systems to comply with Japan's new Qualified invoice system in the previous year ended in the first half of current fiscal year. On the other hand, software licenses and network-related IT services for major private ICT companies will remain strong.

# Consolidated Financial Outlook: Revision of Quarterly Trends in the Second Half of the Year

The third quarter will exceed the previous year. The fourth quarter will also be strong.



# Reference: Schedule for Standardization of Municipal Government Systems

## Enactment of the Act on the Standardization of Information Systems for Local Public Entities (May 2021)

Mandatory use of a system that complies with the standards

**We aim to migrate to a system that complies with the standards by 2025.**

### 20 operations targeted for system standardization

Resident record-related	Basic resident register	Health and welfare-related	Child allowance
	Additions to family register		Child and parenting support
	Seal registration		Child-rearing allowance
	Management of the voter registration list		Public assistance
	School enrollment		Health management
	Family register		Welfare for persons with disabilities
Tax-related	Property tax		Long-term care insurance
	Individual residence tax		National health insurance
	Corporate resident tax		Medical care for the elderly
	Light vehicle tax		National pension

The system that has been introduced will be modified in line with the national guidelines for standardizing municipal government systems for each type of administrative work.

The company that introduced it will be primarily responsible for making any necessary modifications.

Since August 2022, the system standardization specifications have been revised many times by the government according to the type of work.

**Now that the standard specifications for each task have been largely finalized, system standardization will begin to progress in stages. Generally, this will be completed by March 2026.**

By March 2025

**Make corrections to preceding items**

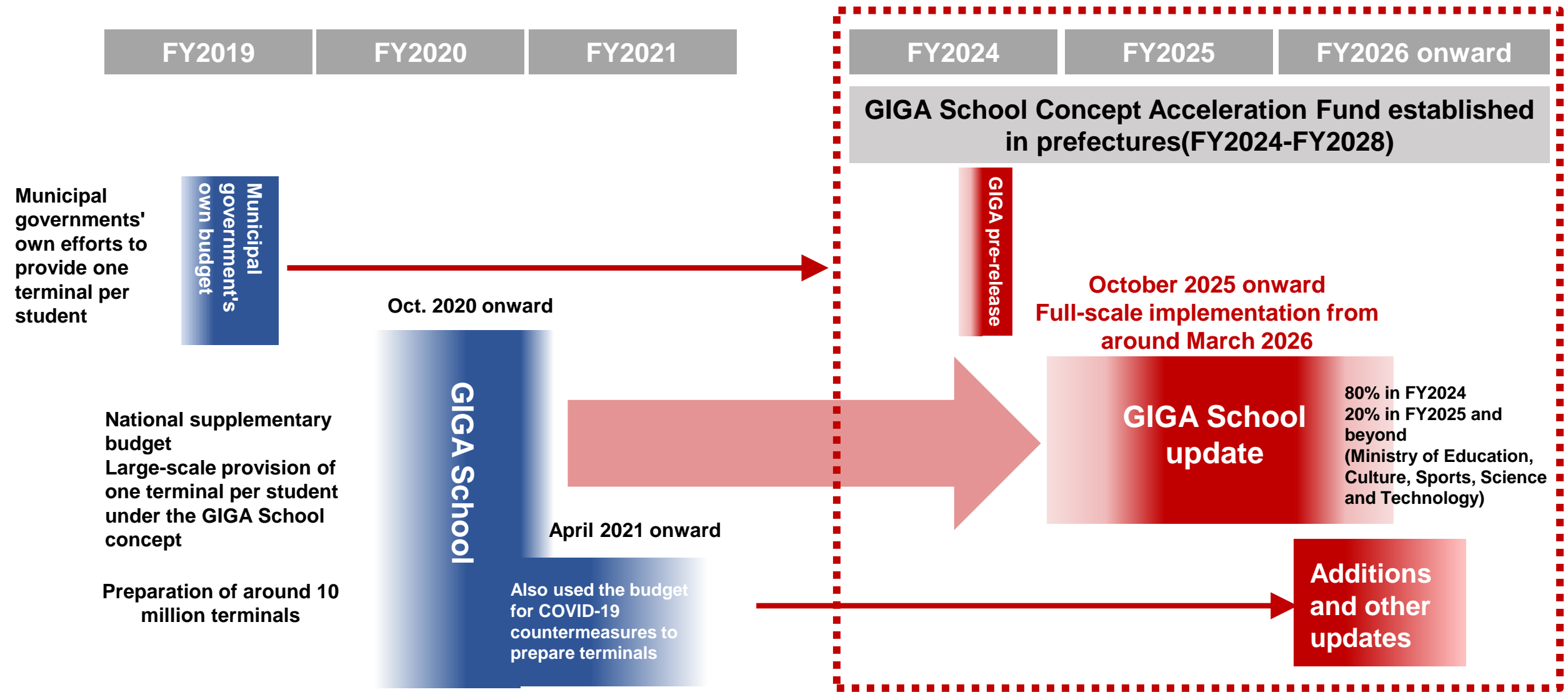
By March 2026

**System standardization support now in full swing**  
**Modifications to the remaining tasks**

Certain municipalities from 2026 onwards

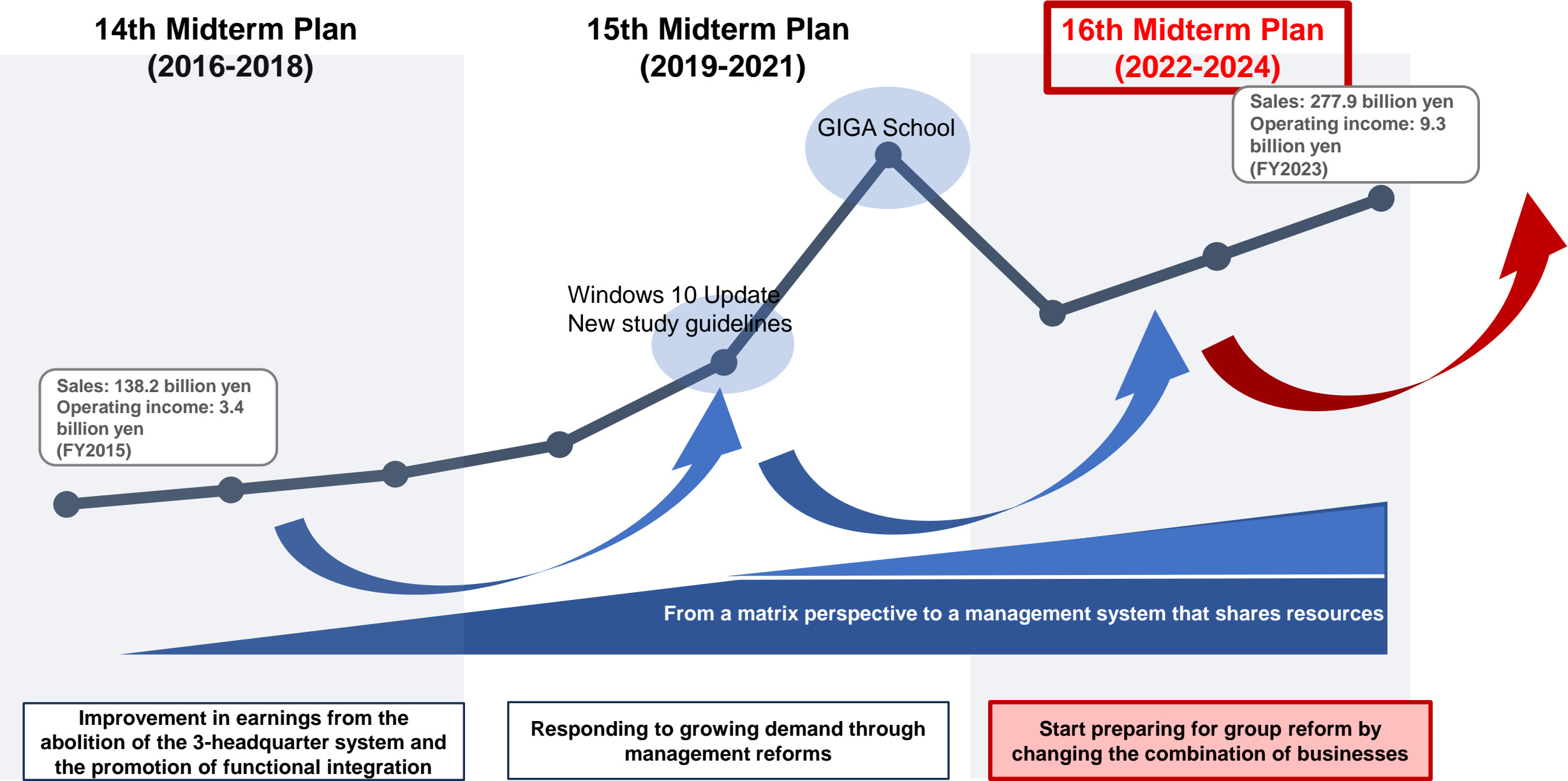
# Reference: GIGA School Terminal Update Schedule

The full-scale demand for GIGA school terminal updates is expected to begin in October 2025 or later.



# **3. Results of Efforts to Date**

# Raising the Baseline through Resource Sharing






# History of Uchida Yoko: 115th Anniversary

Know-how cultivated over 115 years of supporting our customers in their work and learning

1910: Foundation of Uchida Yoko  
Supplied surveying and drafting instruments to support the expansion of the South Manchuria Railway Company's business



1927  
Domestic production of office equipment such as Toho automatic number stampers



1925  
Exclusive distributor in Japan of Hemmi Bamboo slide rule, an advanced calculator at the time that was a must-have for engineers



1946  
Started selling science teaching materials to help revive school education during the post-war reconstruction period

1962  
Announced the USAC computer  
Helped improve office efficiency through office automation



1963  
Released System Desk for offices  
Started office furniture business in earnest



1970  
Established IT maintenance support business  
Established predecessor of Uchida Esco



1981  
We were among the first in the industry to begin introducing computing technology into school education



1995  
Software licensing business  
Establishment of a joint venture with a US company



2006  
Spatial Construction Unit "SmartInfill"



1998  
Established the Institute for Education Research



South Manchuria  
Railway

Manchuria/Japan

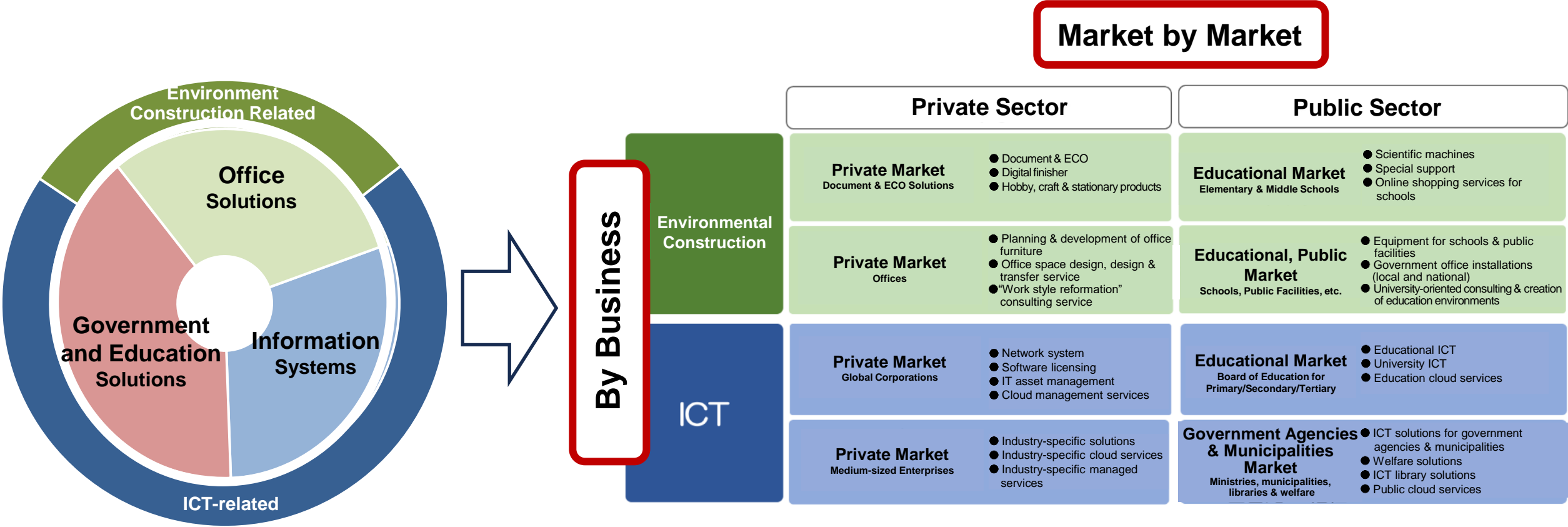
Post-war reconstruction

Economic growth

Information society

# Promotion of Resource Sharing from the Perspective of Market and Know-How

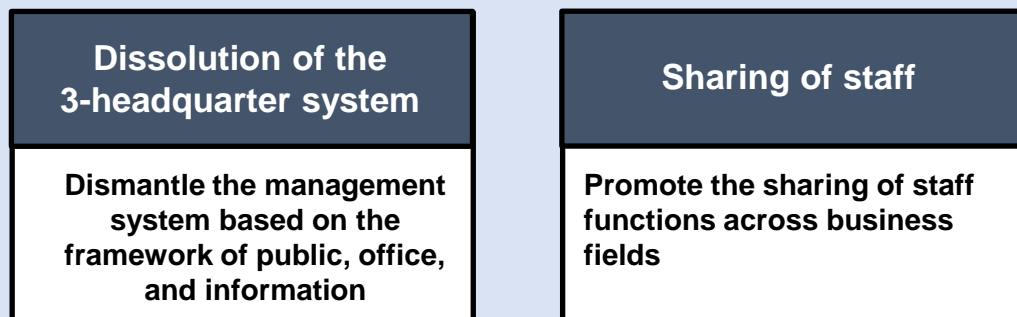
We have begun to promote the sharing of resources among business units within each segment and to consider changing the combinations of these units from the perspectives of the private and public markets, ICT, and environmental construction businesses.(From August 2015)



# Management Reforms in the 14th and 15th Midterm Plans

## Measures to ensure consistency with market and promote functional integration

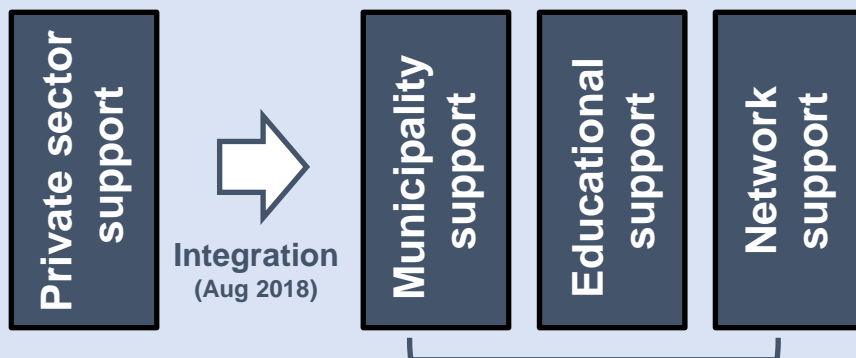
The former 3-headquarter system by segment was dismantled, and staff functions were shared (from August 2015)



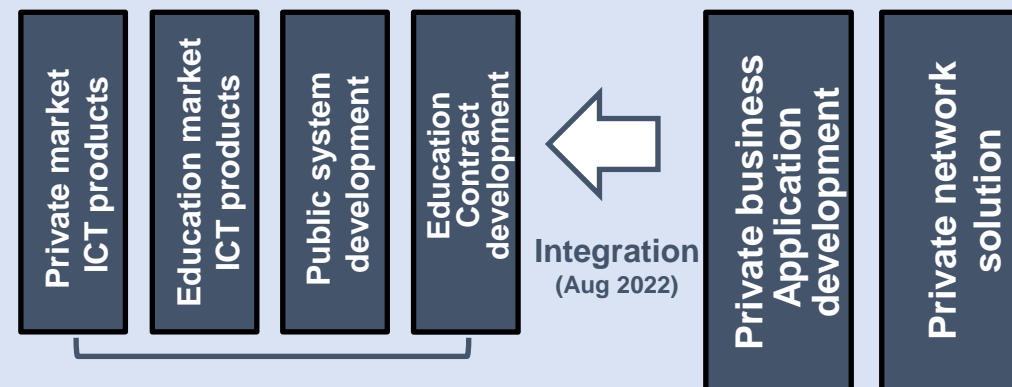
Growth businesses were promoted as independent segments (from August 2015).



Integration of SE Organization Dispersed by Market and Business (From Augst 2018)



Integration of ICT Related R&D Departments and Development Functions for Each Business Segment (From August 2022)



# Management Reforms in the 16th Midterm Plan

We began to take steps to reorganize our business units.

Strengthened local direct demand by focusing on the strengths of the public sector

Public school facilities field

- Past achievements, know-how

Local office field

- Resources, network

**Nationwide Facility Sales Division**  
Aug. 2023

Private: Strengthening and centralizing of capabilities in the environmental construction field in the Tokyo-Nagoya-Osaka region

Osaka and Chubu merged



Direct sales organizations combined

Direct sales team in the Tokyo metropolitan area strengthened

**Office Enterprise Division**  
Aug. 2023

Launched a new organization that combines ICT skills and environmental construction skills

Network service business for major corporations

ICT construction for major companies

Metropolitan area office project business

Environment construction for major companies

Reorganization and merger

**Enterprise Engineering Division**  
Aug. 2023

# Changing Our Business Mix (16th Midterm Plan)



**Public: Fusing the resources of the local office field with the strengths (know-how and skills) of the school facilities field**

## School facilities field (Government and Education Business)

- Extensive experience with school facilities
- Know-how for approaching clients, design firms, general contractors, etc.

## Local office field

- Sales network covering the region



**Nationwide Facility Sales  
Division  
Aug. 2023**

Construction of a new municipal office building in a certain city



**Orders for the construction of new public facilities in local areas have increased**



# Changing Our Business Mix (16th Midterm Plan)

**Private: Strengthening and centralizing of capabilities in the environmental construction field in the Tokyo-Nagoya-Osaka region**

**Strengthen the direct sales organization in the Tokyo metropolitan area**

- **Headquarters of major companies**

**Merge Chubu and Osaka**

- **Factories and R&D centers of major companies**

**Merger**

**Office Enterprise Division  
Aug. 2023**



R&D center of a certain general contractor



R&D base of a certain automobile manufacturer

**Number of projects to renovate R&D facilities at major companies has increased**

# Changing Our Business Mix (16th Midterm Plan)

Launched a new organization that combines ICT skills and environmental construction skills  
 Creating a model that demonstrates our uniqueness. **Strengthening competitiveness through the fusion of know-how**

## Network service business for major companies

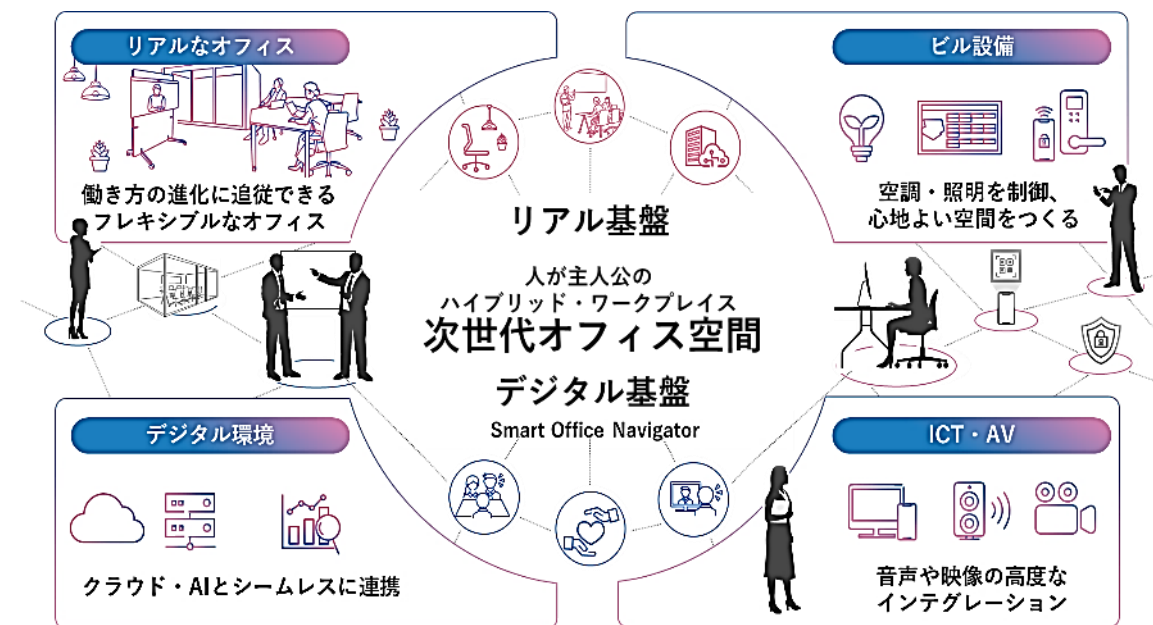
- Network infrastructure construction
- Network applications

## Metropolitan area office project business

- Space design, planning
- Office furniture, interior construction

Reorganization  
and  
merger

**Enterprise Engineering Division**  
**Aug. 2023**



**From creating offices that fuse physical and digital elements to creating offices that utilize data**

# Example: Collaboration Between Information Business and Office Business





# Office Work Navigation System

## Smart Office Navigator®



Searching and signage through integrated UI/UX

BACnet IP



TCP/IP

Integrated monitoring


Applications

SMART ROOMS®



Meeting room operation and management

RoomSense®



Open meeting operation and management

Hoteling



Flexible office space operation and management

SmartOfficeNavigator®



Employee location search

Conzatsu Viewer



Satellite office congestion level display

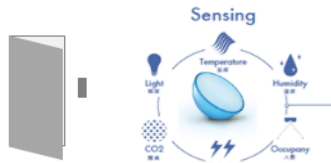
MeeTap®



Meeting support system

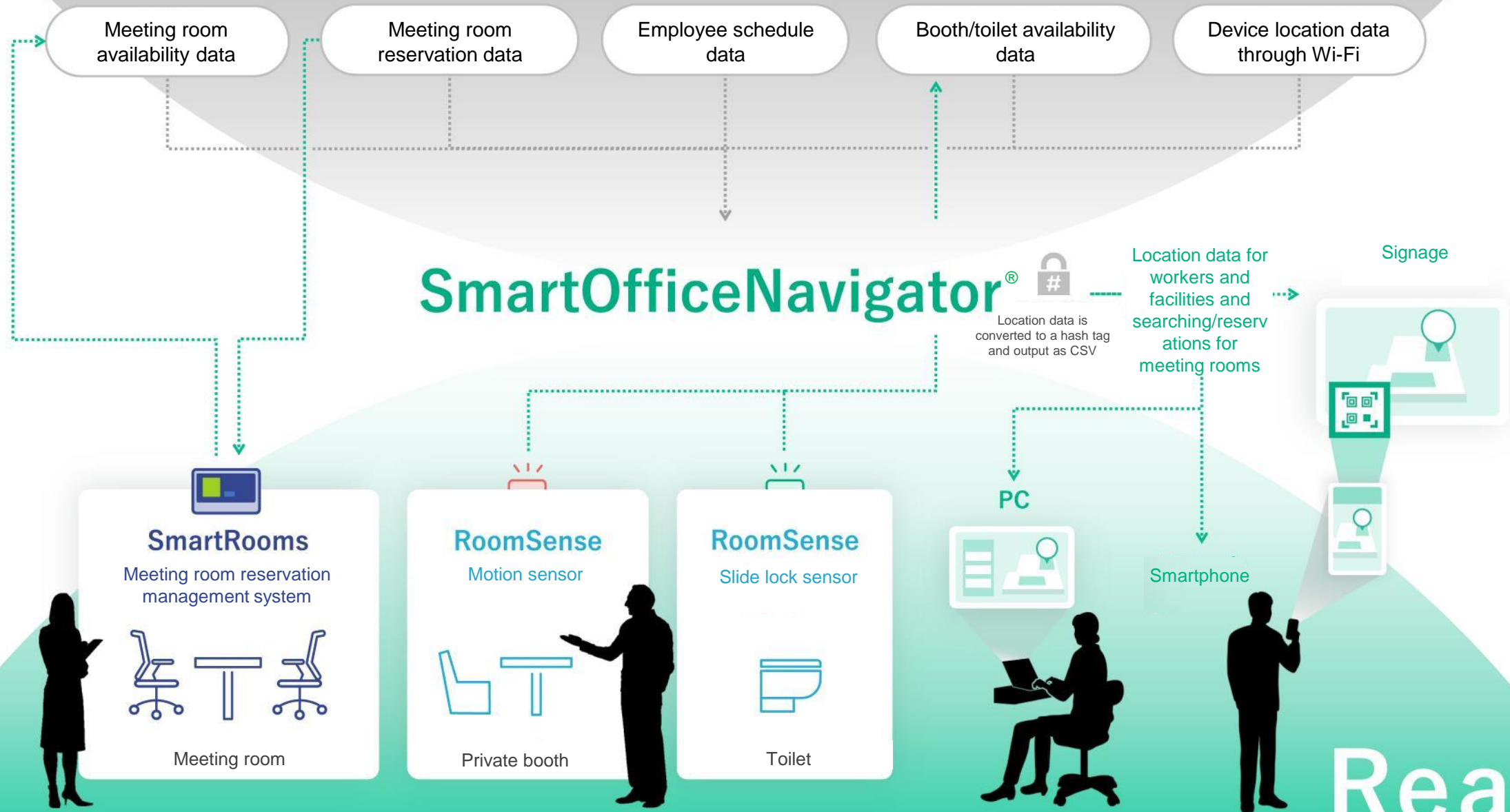
Groupware

Network security



Entry and exit management  
Electronic locks

Cloud/AI



**Access to all kinds of data on people and places in the office in the palm of your hand.**  
**Provided via a UI (PC/smartphone/signage) that integrates data.**



① Search and reserve meeting rooms

② Availability of meeting rooms

③ Availability of private booths

④ Employee location search

⑤ Employee schedule display

⑥ People count camera link

⑦ Congestion information display

⑧ Usage data analysis

## **4. Medium- to Long-term Initiatives (Progress of the 17th Midterm Plan)**

## Expand management reforms throughout the group

**Expand the scope of resource sharing across the entire group to further raise the baseline.**

## Invest in management base with an eye to the next ten years

**Continue to respond to changes in the social structure, and make investments in the management base to invest in future growth and ensure long-term business stability.**

# Combining the Vectors of Each Business Unit with People and Data

A wide range of business unit reorganizations are being carried out across the entire group.

**An era of people and data with increasing investment in people and data that implement transformations**

**Revolutionize the  
Way We Work**

- Improve Intellectual Productivity -

**Revolutionize the  
Way We Learn**

- Independent Learning -

**Contribute to Solving the Depopulating Society by Realizing “Society 5.0”**

**To find the optimal combination for the entire group:**

- **Standardize systems**
- **Visualize data**
- **Increase interpersonal exchanges**
- ...

# Share the SE (1,300 people\*) Know-How and Skills across the Group

\*Includes quasi-mandate contracts.

**Promotion of systems engineering throughout the entire group**  
Achieve overall optimization by integrating diverse values across multiple specialized fields in preparation for the age of AI/IoT.

## **Introduction of a new project management framework.**

Respond to large-scale business and network projects by standardizing project management methods to enable the use of SE resources across organizations and fields.

### **Standardization of project management tools across the group**

#### **PMBOK-compliant project management software/services**

Progress management / Resource management / Quality management / Cost management / Procurement management / Risk management

### **Construction of a system for calculating SE manufacturing costs**

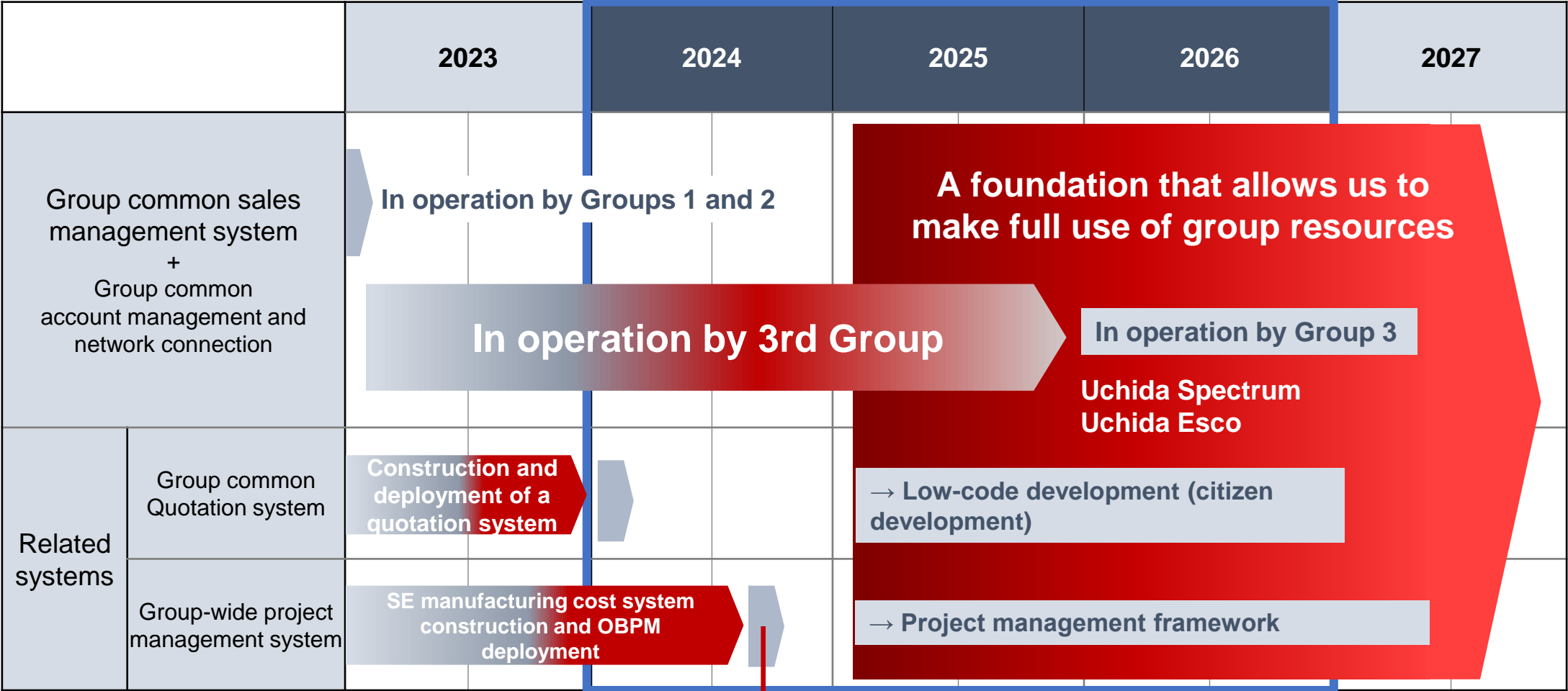
A system for calculating SE costs that is linked to the accounting system

**Operation began  
in February 2025**



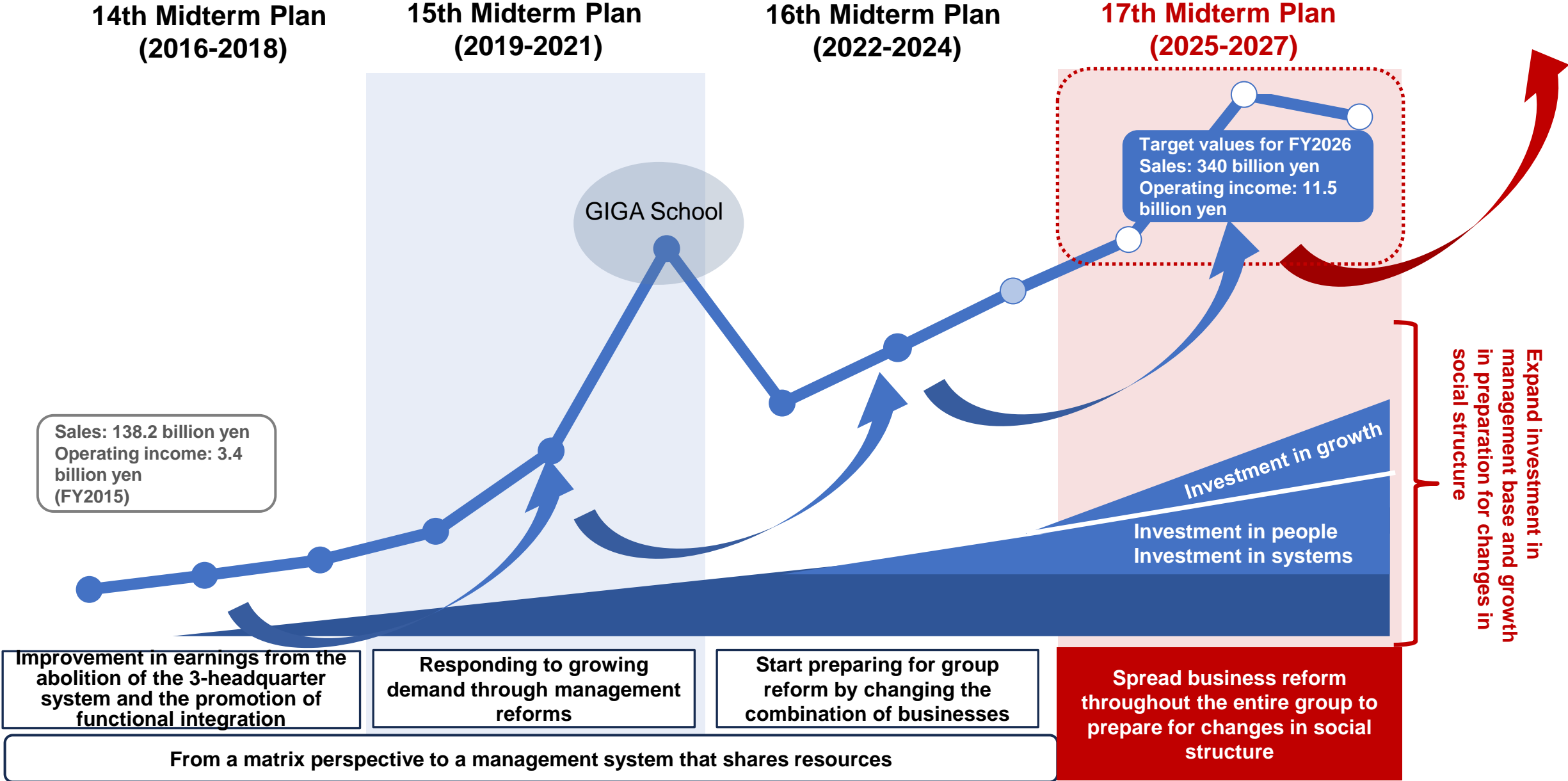
# Investment in a Common Infrastructure for Sharing Resources in a Group

Achieve the Establishment of a Common Group Infrastructure in the 17th Midterm Plan



Operation began in February 2025

# Continuation of Reforms in the Midterm Plan to Raise the Baseline



## Corporate Vision

**“Creating Value from Data  
and Collaborating in the  
Design of Knowledge”**

**Work on materialization and increasing  
visibility to the outside world**

## Please note the following with regard to this document

Of the business result outlooks, strategies, plans and other such items described in this document, those that are not historical facts are assumed to be related to future business results. These are decisions made by the management based on various information, such as future trends available at this time, and include uncertainties.

Therefore, please understand that the actual business results may differ from forecasts due to various internal and external factors.

Windows, Microsoft 365, Microsoft Office, Microsoft Azure, and other Microsoft product names and product names are trademarks or registered trademarks of Microsoft Corporation in the United States and other countries.